

# User Manual

Rc car, Airplane, Helicopter Receiver RX  
2-10S NiMH/NiCd Battery Pack Charger

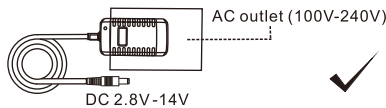


- Suitable for NiMH /NiCd battery packs  
Voltage from 2.4V,3.6V,4.8V,6V,7.2V,8.4V,9.6V,10.8V, to12V  
2-10 serial Battery Pack.
- Suitable for Rc car, Airplane, Helicopter Receiver RX

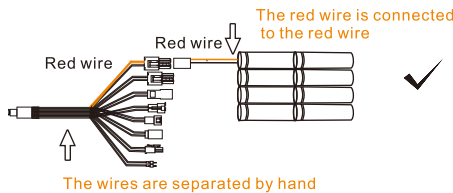
1

## How to use

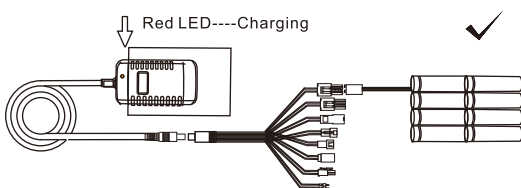
- 1.Connect battery pack to output connector and plug AC power source.



- 2.Make sure battery polarity is connected correctly (Red wire is positive)

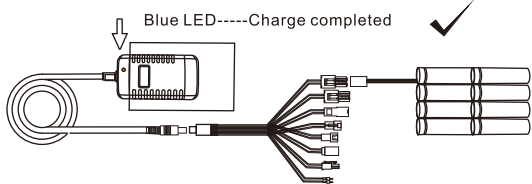


- 3.Charger will detect battery voltage automatically, Red LED will be on during charging.



2

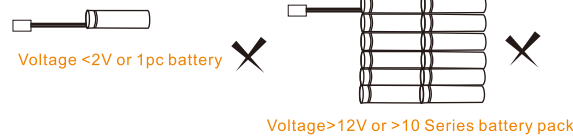
4. When battery is fully charged, current will reduce to trickle charging at 50mA, Blue LED will be on. Battery will be charged at 0.5A-1A constant current (Auto selectable).  
Note:The charger is designed for faster charging Ni-Cd /Ni-MH battery packs from 2.4V to 12V.  
Do not charge battery packs with voltage less than 2.4V or greater than 12V.



5. It is intended for use with rechargeable Nickel Metal Hydride(Ni-MH) or Nickel Cadmium(Ni-Cd) battery pack.  
Attempting to charge other types of batteries(Li-ion, LiFePO4) may cause personal injury and damage to the charger.

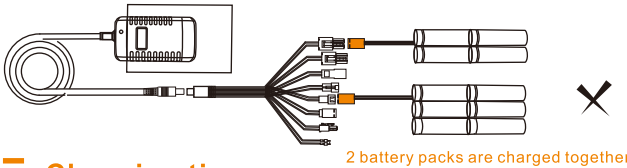


6. Do not charge battery packs with voltage less than 2.4V or greater than 12V.



3

7. Only one battery pack can be charged at a time



## Charging time

The following chart shows typical charging times for several types of battery pack

Size/type of battery pack	Charging time (Hours) (approximation)
2/3AA 2.4V 600mAh	0.5
AA/ 3.6V 1000mAh	1
2/3A 4.8V 1600mAh	2
AA/ 6V 1000mAh	1.5
SC/7.2V 3600mAh	5.5
SC/8.4V 5000mAh	8.4

## Features

Charger can increase battery capacity by 20% and life by 30%-50%.  
Battery pack reverse connect protection.Short circuit protection.  
Time protection, automatically stop charging after 10 hours, blue light is always on.  
Suitable for any NiMH /NiCd battery packs 2.4V - 12V (2-10 Cells Pack).  
Fast charger with current switch to select either 0.5A-1A .  
Smart Charger with automatic voltage detection.  
Use pulse and negative pulse technology to avoid battery overheating during fast charging, optimized for battery packs cycle life.  
Automatically charging ending with negative delta V and Zero delta V.  
Worldwide usage with 100-240V AC.

4

## Description

The 12V 500mA-1000mA NiMH battery charger can charge NiMH/NiCd battery packs that are 2.4V,3.6V,4.8V,6V,7.2V, 8.4V,9.6V,10.8V,12.0V (2-10 cells).

The RC Car Battery Charger for NimH NiCd battery pack from 2.4V to 12V - Cover most of RC Car Battery RC Airplane Receiver Battery with 9 kindS of plugS

Charging is very convenient, safe and fast

## Specifications

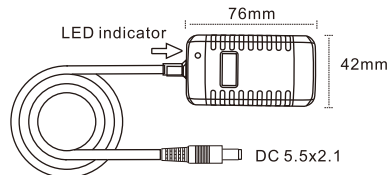
For battery packs 2.4V - 12V (2-10 Cells Pack).  
Input: AC 100-240V .  
Output: 2.8V-14V(0.5-1A).  
Output pin: DC 5.5x2.1mm (Standard)/ Customized  
Color: black  
Size (LxWxH mm): 76x42x28(adaptor)  
Weight:76g

## Charging status

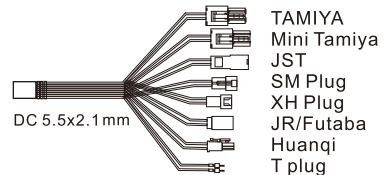
Red -----Charging  
Blue -----Full  
Red blue flashes once -----Stand by  
Violet-----Power on  
Alternating red & blue flashing -----Polarity reversed  
Red flash-----Bad battery /short circuit

5

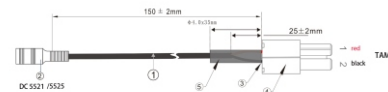
## RC Charger & Accessories



Charger (1.5m)



8 in 1 Cable(0.15m) 26.9g



Cable (TAMIYA, Mini Tamiya, JST, SM, XH, JR, Huanqi, TRX)  
(Optional accessories 0.15m)

6

## For you safe

To prevent damage to this charger or injury to yourself or to others, please read the following operating instruction before using this charger  
Keep this operating instruction for your reference when need.



## CAUTION

- Charge only one battery pack at a time.
- The charger indicator flashes red and blue alternately, indicating that the battery does not match the positive and negative poles of the charger, and the positive and negative poles of the plug need to be changed to charge.
- The charging indicator flashes red, indicating that the battery has been left for too long, and the battery has no voltage or the voltage is too low and the battery needs to be replaced.
- The charger is for indoor use only.
- It is intended for use with rechargeable Nickel Metal Hydride(Ni-MH) or Nickel Cadmium (Ni-Cd) battery pack.
- Attempting to charge other types of batteries(Li-ion, LiFePO4) may cause personal injury and damage to the charger.
- Keep dry. In case of electric shock.
- Do not connect DC out (+) and input(-) ends to short the circuit.
- Do not operate the charger.
- Do not repair this charger and batteries in any situation.
- Keep out the reach of children.

7

## Q&A

- Will the charger rechargeable battery reverse connect explode?  
No, the charger comes with reverse polarity protection, charging indicator, red and blue alternate flashes, the charger stops charging, please recharge the correct way.
- NiMH/NiCd battery pack, battery chargers with different voltages can automatically adjust the voltage charging?  
Yes, the charger automatically adjusts the voltage.
- Why won't my battery charge?  
Please check the battery voltage, the battery is left for too long and not used, or it is not charged, the battery voltage will become very low due to the self-discharge of the battery. At this time, the battery has been damaged and can no longer be charged. Even if it can be charged, the battery has very little charge.
- Can 2 or more battery packs be charged together?  
No, only one battery pack can be charged at a time.
- How is the battery charging cable connected to the charger cable?  
The cable plug matches the battery plug, the red wire connects the red wire, the black wire connects the black wire.
- Battery packs that have not been used or charged for a long time, the internal voltage of the battery is too low, it has been damaged, and it is recommended that the battery needs to be replaced.
- The following chart shows typical charging voltage of battery pack:

Battery pack	Voltage(V)		Battery pack	Voltage(V)	
	Normal	Low		Normal	Low
2 series batteries	2-2.8	<1.6	7 series batteries	7-9.8	<5.6
3 series batteries	3-4.2	<2.4	8 series batteries	8-11.2	<6.4
4 series batteries	4-5.6	<3.2	9 series batteries	9-12.6	<7.2
5 series batteries	5-7	<4	10 series batteries	10-14	<8
6 series batteries	6-8.4	<4.8			

8