

Specification

MODEL:26650P-3.7-5500

Prepared By/Date 03/08/2016

Checked By/Date 03/08/2016

Approved By/Date 03/08/2016

Customer

Approval

Signature

Date

Company Name:

Company Stamp:

Soshine International

TEL: 86 (0) 755-82796717

www.soshine.com.cn

siling@soshine.com.cn

DATE: 03/08/2016

VER: V1.0

Amendment Records

Edition	Description	Prepared by	Approved by	Date
V1.0	First Publish			03/08/2016

1 Scope

This specification is applied to the reference battery in this Specification that manufactured by Soshine International.

2 Product Specification Table 1

No.	Item	General Parameter		Remark
1	Rated Capacity	Typical	5500mAh	Standard discharge (0.2C5A) after Standard charge
		Minimum	5100mAh	
2	Nominal Voltage	3.7		Mean Operation Voltage
3	Voltage at end of Discharge	2.8		Discharge Cut-off Voltage
4	Charging Voltage	4.2		
5	Internal Impedance	$\leq 150\text{m}\Omega$		Internal resistance measured at AC 1KHZ after 50% charge The measure must uses the new batteries that within one week after shipment and cycles less than 5 times
6	Standard charge	Constant Current 0.2C5A Constant Voltage 4.2 0.01 C5A cut-off		
7	Standard discharge	Constant current 0.2C5A end voltage 2.8V		
8	Fast charge	Constant Current 0.5C5A Constant Voltage 4.2 0.01 C5A cut-off		
9	Fast discharge	Constant current 1.0C5A end voltage 2.8V		
10	Maximum Continuous Charge Current	1.0 C5A		
11	Maximum Continuous Discharge Current	1.0 C5A		
12	Operation Temperature Range	Charge: 0~45°C		60 ± 25%R.H. Bare Cell
		Discharge: -10~60°C		
13	Storage Temperature Range	Less than 1 year: -20~25°C		60 ± 25%R.H. at the shipment state
		less than 3 months: -20~40°C		
		Less than 7 day : -20~60°C		
14	Cell Dimension	High: 68.5+/- 0.5 mm		Initial Dimension
		Diameter: 26.9+/- 0.5mm		
15	PCB Protected	Over charge		4.28±0.04V
		Over discharge		2.7±0.08V
		Over current (short circuit)		8A
16	Weight	95g		

3 Performance And Test Conditions

3.1 Standard Test Conditions

Test should be conducted with new batteries within one week after shipment from our factory and the cells shall not be cycled more than five times before the test. Unless otherwise specified, test and measurement shall be done under temperature of $20 \pm 5^\circ\text{C}$ and relative humidity of 45~85%. If it is judged that the test results are not affected by such conditions, the tests may be conducted at temperature 15~30°C and humidity 25~85%RH.

3.2 Measuring Instrument or Apparatus

3.2.1 Dimension Measuring Instrument

The dimension measurement shall be implemented by instruments with equal or more precision scale of 0.01mm.

3.2.2 Voltmeter

Standard class specified in the national standard or more sensitive class having inner impedance more than $10\text{k}\Omega/V$

3.2.3 Ammeter

Standard class specified in the national standard or more sensitive class. Total external resistance including ammeter and wire is less than 0.01Ω .

3.2.4 Impedance Meter

Impedance shall be measured by a sinusoidal alternating current method (1kHz LCR meter).

3.3 Standard Charge\Discharge

3.3.1 Standard Charge : Test procedure and its criteria are referred as follows:

$0.2C5A = 280\text{mA}$

Charging shall consist of charging at a $0.2C5A$ constant current rate until the cell reaches 4.2V. The cell shall then be charged at constant voltage of 4.2 volts while tapering the charge current. Charging shall be terminated when the charging current has tapered to $0.01 C5A$. Charge time: Approx 5.5h. The cell shall demonstrate no permanent degradation when charged between 0°C and 45°C .

3.3.2 Standard Discharge

$0.2C5A = 280\text{mA}$

Cells shall be discharged at a constant current of $0.2 C5A$ to 2.8 volts @ $20^\circ \pm 5\text{C}$

3.3.3 If no otherwise specified, the rest time between Chare and Discharge amount to 30min

3.4 Appearance

There shall be no such defect as flaw, crack, rust, leakage, which may adversely affect commercial value of battery.

3.5 Initial Performance Test

Table 2

Item	Test Method and Condition	Requirements
(1) Open-Circuit Voltage	The open-circuit voltage shall be measured within 24 hours after standard charge.	$\geq 4.08\text{V}$
(2) Internal impedance	Internal resistance measured at AC 1KHz after 50% charge.	$\leq 150\text{m}\Omega$
(3) Minimal Rated Capacity	The capacity on $0.2C5A$ discharge till the voltage tapered to 2.8V shall be measured after rested for 30min then finish standard charge.	Discharge Capacity $\geq 5100\text{mAh}$

3.6 Temperature Dependence of discharge capacity

Cells shall be charged per 3.3.1 and discharged @0.2 C₅A to 2.8 volts. Except to be discharged at temperatures per Table 3. Cells shall be stored for 3 hours at the test temperature prior to discharging and then shall be discharged at the test temperature. The capacity of a cell at each temperature shall be compared to the capacity achieved at 23 °C and the percentage shall be calculated. Each cell shall meet or exceed the requirements of Table 3.

Table 3

Discharge Temperature	-10°C	0°C	23°C	60°C
Discharge Capacity (0.2 C ₅ A)	50%	75%	100%	95%

3.7 Cycle Life and Leakage-Proof

Table 4

No.	Item	Criteria	Test Conditions
1	Cycle Life	Higher than 70% of the Initial Capacities of the Cells	Carry out 500cycle Charging/Discharging in the below condition. Charge: Standard Charge, per 3.3.1 Discharge: 0.2 C ₅ A to 3.0V Rest Time between charge/discharge: 30min. Temperature:20±5°C
2	Leakage-Proof	No leakage (visual inspection)	After full charge with standard charge, store at 60±3°C, 60±10%RH for 1 month.

4. Mechanical characteristics and Safety Test

Table 5

(Mechanical characteristics)

No.	Items	Test Method and Condition	Criteria
1	Vibration Test	After standard charging, fixed the cell to vibration table and subjected to vibration cycling that the frequency is to be varied at the rate of 1Hz per minute between 10Hz and 55Hz, the excursion of the vibration is 1.6mm. The cell shall be vibrated for 30 minutes per axis of XYZ axes.	No leakage No fire
2	Drop Test	The cell is to be dropped from a height of 1 meter twice onto concrete ground.	No explosion, No fire, no leakage.

Table 6 (表 6)

(Safety Test)

Item	Battery Condition	Test Method	Requirements
Crush	Fresh, Fully charged	Crush between two flat plates. Applied force is about 13kN(1.72Mpa) for 30min.	No explosion, No fire
Short Circuit 20°C	Fresh, Fully charged	Each test sample battery, in turn, is to be short-circuited by connecting the (+) and (-) terminals of the battery with a Cu wire having a maximum resistance load of 0.1 Ω. Tests are to be conducted at room temperature(20±2°C).	No explosion, No fire The Temperature of the surface of the Cells are lower than 150°C
Short Circuit 60°C	Fresh, Fully charged	Each test sample battery, in turn, is to be short-circuited by connecting the (+) and (-) terminals of the battery with a Cu wire having a maximum resistance load of 0.1 Ω. Tests are to be conducted at temperature(60±2°C).	No explosion, No fire The Temperature of the surface of the Cells are lower than 150°C
Impact	Fresh, Fully charged	A 56mm diameter bar is inlaid into the bottom of a 10kg weight. And the weight is to be dropped from a height of 1m onto a sample battery and then the bar will be across the center of the sample.	No explosion, No fire
Forced Discharge	Fresh, Fully charged	Discharge at a current of 1 C ₅ A for 2.5h.	No explosion, No fire

5. CAUTIONS IN USE

To ensure proper use of the battery please read the manual carefully before using it.

. Handling

- Do not expose to, dispose of the battery in fire.
- Do not put the battery in a charger or equipment with wrong terminals connected.
- Avoid shorting the battery
- Avoid excessive physical shock or vibration.
- Do not disassemble or deform the battery.
- Do not immerse in water.
- Do not use the battery mixed with other different make, type, or model batteries.

Keep out of the reach of children.

. Charge and discharge

- Battery must be charged in appropriate charger only.
- Never use a modified or damaged charger.
- Do not leave battery in charger over 24 hours.

. Storage

- Store the battery in a cool, dry and well-ventilated area.

. Disposal

- Regulations vary for different countries. Dispose of in accordance with local regulations.

6 Battery operation instruction

6.1 Charging

Charging current: Cannot surpass the biggest charging current which in this specification book stipulated.

Charging voltage: Does not have to surpass the highest amount which in this specification book stipulated to decide the voltage.

Charge temperature: The battery must carry on the charge in the ambient temperature scope which this specification book stipulated.

Uses the constant electric current and the constant voltage way charge, the prohibition reverse charges. If the battery positive electrode and the cathode meet instead, can damage the battery.

6.2 Discharging current

The discharging current does not have to surpass this specification book stipulation the biggest discharging current, the oversized electric current electric discharge can cause the battery capacity play to reduce and to cause the battery heat.

6.3 Electric discharge temperature

The battery discharge must carry on in the ambient temperature scope which this specification book stipulated.

6.4 Over-discharges

After the short time excessively discharges charges immediately cannot affect the use, but the long time excessively discharges can cause the battery the performance, battery function losing. The battery long-term has not used, has the possibility to be able to be at because of its automatic flashover characteristic certain excessively discharges the condition, for prevented excessively discharges the occurrence, the battery should maintain the certain electric quantity.

6.5 Storing the Batteries

The battery should store in the product specification book stipulation temperature range. If has surpasses above for six months the long time storage, suggested you should carry on additional charge to the battery.

7. Period of Warranty

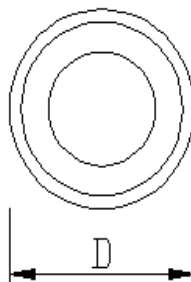
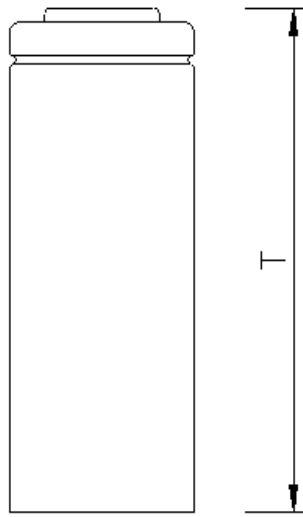
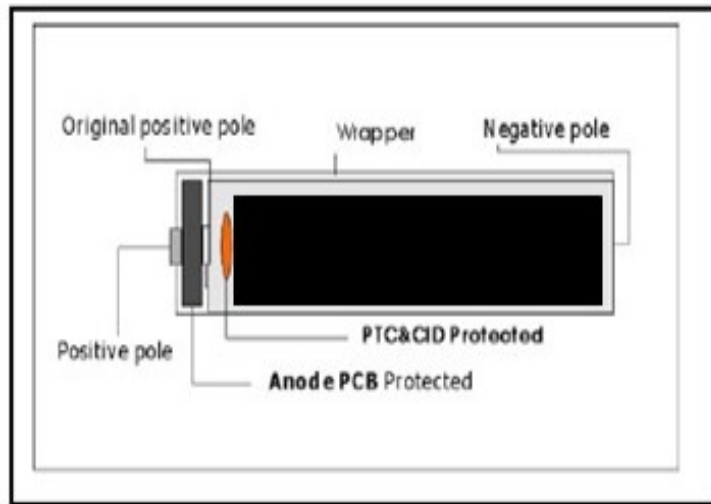
The period of warranty is half a year from the date of shipment. Great Power guarantees to give a replacement in case of cells with defects proven due to manufacturing process instead of the customer's abuse and misuse.

8. Other The Chemical Reaction

Because batteries utilize a chemical reaction, battery performance will deteriorate over time even if stored for a long period of time without being used. In addition, if the various usage conditions such as charge, discharge, ambient temperature, etc. are not maintained within the specified ranges the life expectancy of the battery may be shortened or the device in which the battery is used may be damaged by electrolyte leakage. If the batteries cannot maintain a charge for long periods of time, even when they are charged correctly, this may indicate it is time to change the battery.

9.Note: Any other items which are not covered in this specification shall be agreed by both parties.

10. Initial Dimension



D	26.9+/- 0.5	H	68.5+/- 0.5	Units	mm
Drawer		Checked	Approved	Date	
Soshine			26650P-3.7-5500 DRAWING		
			Drawing ID		